

GE  
Lumination

Call 925-455-5267

# GT1™ LED Countdown Pedestrian Signals

16 x 18 inch



## Excellent Appearance & Visibility

- Robust LED system design enables high luminous intensity over product life cycle
- Efficient optical system minimizes power consumption while providing excellent uniformity and viewing angles
- New! Single piece transparent front window with internal masking to prevent:
  - countdown and icons display from being readily visible when not in operation
  - scratches and abrasions compared with external silk screen technology
- Bright and clear icons
- New or retrofit use

## Outstanding Reliability & Robust Operation

- Internal conflict monitor preventing walk and don't walk indications to light up at the same time
- Individual power supply drives each display to ensure proper indication
- Over-molded electrical connectors providing moisture and dust protection

## Meets Rigorous Certification & Testing Standards

- Intertek ETL Verified compliant
- EPACT 2005 compliant
- Using MIL-STD-810F and NEMA 250-1991 Type 4 for environmental robustness, passed reliability and qualification testing including high temperature, high humidity cycling (HTHH for 1,000 hours)
- Production quality compliant to GE Six Sigma requirements
- Compliant (for Full Hand/Full Person) with the ITE PTCSI Part 2 LED Pedestrian Traffic Signal Modules dated March 19, 2004



imagination at work

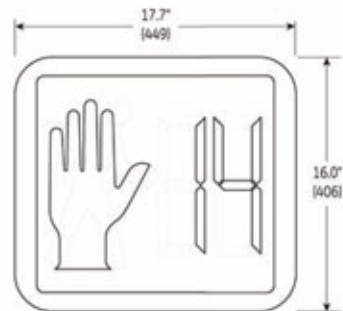
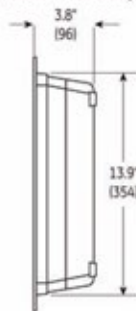
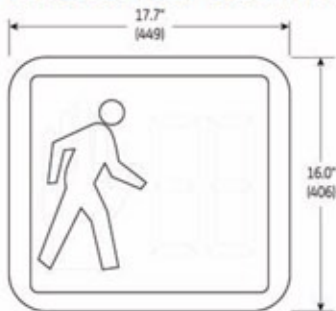
The Greatest Signals Stand the Test of Time.™

# GT1™ LED Pedestrian Signals

- 16 x 18 inch module

## Mechanical Outline

Dimensions in inches. (mm) indicates metric equivalent



## Design Compliance

Test type	Compliance
Luminous intensity, Uniformity & Viewing Angles	ITE Pedestrian Traffic Control Signal Indications - Part 2: LED Pedestrian Traffic Signal Modules - March 2004 Sections 4.1.1, 4.1.2 & 4.1.3 (applies to: Hand & Person only)
Chromaticity	ITE PTSI-STD Part 2 - March 2004
Moisture Resistance	MIL-STD-810F Procedure 1, Rain & Blowing Rain
Mechanical Vibration	MIL-STD-883 Test Method 2007
Electronic Noise	FCC Title 47 Sec 15 Sub. B <sup>1</sup>
Transient Voltage Protection	Sec. 2.1.6 NEMA TS 2-2003 Sec. 2.1.8 NEMA TS 2-2003
Controller Compatibility	NEMA TS-2-1992
Transient Suppression	Sec. 8.2 IEC 1000-4-5 & Sec. 6.1.2 ANSI/IEEE C62.41.2 - 2002, 3KV, 2 Ω Sec. 8.0 IEC 1000-4-12 & Sec. 6.1.1 ANSI/IEEE C62.41.2 - 2002, 6KV, 30 Ω
Wiring	National Electric Code
Sizing	MUTCD 2003, Section 4E.07, Countdown Numbers Minimum 9" Height & 7" Width

<sup>1</sup> Class A

## Operating Specifications

Parameter	Rating
Operating Temperature Range*	-40 to +74°C (-40 to +165°F)
Operating Voltage Range	80 to 135 V (60Hz AC)
Power Factor (PF)	> 90 %
Total Harmonic Distortion (THD)	< 20 %
Voltage Turn-Off (VTO)	35 V
Start-up Time	< 75msec
Lens & Shell Material	UV Stabilized Polycarbonate
Wiring	16 AWG, Color Coded with Strain Relief
LED Color	Hand: Portland Orange Person: Lunar White
Default Mode	Hand only

\* Performed in compliance with ITE test method described in the technical notes

Distributed by:

## Product Information

Model Number	Dimensions		Symbol		AC Voltage Nominal	Power (W)			Beam Pattern Degrees	Minimum Luminous Intensity Cd/m <sup>2</sup>	
	Dimensions	Layout	Hand	Person		Hand	Person	Countdown		Hand/Digit	Person
PS7-CFF1-26A <sup>2</sup>	16 x 18 in	Overlay Countdown	Full	Full	120V - 60Hz	11	8	6	46	1400	2200

<sup>2</sup> Full MUTCD Compliance

Test Condition : T<sub>a</sub> = 25°C. All values are design or typical values when measured under laboratory conditions



## Call 925-455-5267

Lumination, LLC is a subsidiary of the General Electric Company. GT1 and "The Greatest Signals Stand the Test of Time" are trademarks of Lumination, LLC. The GE brand and logo are trademarks of the General Electric Company. © 2008 Lumination, LLC. Information provided is subject to change without notice. All values are design or typical values when measured under laboratory conditions.

TRAF014-R032108